


Highlights from the Office of Head Start - Program Information Report (PIR) Summary Report - 2024 - State Level - Mississippi



What is Head Start?

Head Start and Early Head Start programs are free, federally funded programs designed to promote school readiness for infants, toddlers, and preschoolers from families that meet income eligibility requirements. (Child Care.Gov).

How is it funded?

The funding level for programs under the Head Start Act (the Act) is \$12,271,820,000, an increase of \$275 million over FY 2023. This funding level provides all Head Start, Early Head Start, and Early Head Start-Child Care (EHS-CC) Partnership grant recipients a 2.35% cost-of-living adjustment (COLA).

How is the funding used?

The majority of funding is spent on staff, including teachers, assistant teachers, family service workers, home visitors, bus drivers, cooks, janitors, and many others necessary to operate the Head Start program. In addition to serving children living in poverty, these staff also serve a large number of children in foster care, experiencing homelessness, and with disabilities. Any remaining funds are spent on other necessary and allowable costs such as supplies and facilities.

Mississippi Allocation 2023

Total current funded enrollment: 19,939

**Head Start
Preschool
Enrollment
16,169**

**Early
Head Start
Enrollment
3,770**


**Funded
Operational
Cost for Head
Start
\$181,453,404**

**Funded
Operational
Cost for Early
Head Start
\$69,773,816**



Number of Head Start & Early Head Start Programs in Mississippi

51



AIAN

AIAN funding is awarded to AIAN tribal governments. AIAN programs operate in 26 states, and in some cases, their services cross state lines.

AIAN Head Start Funded Enrollment
192

#'s

AIAN Early Head Start Funded Enrollment
76

AIAN Funded Operational Cost for Head Start
\$1,947,883

\$

AIAN Funded Operational Cost for Early Head Start
\$808,355

Total MS Enrollment

18,460

Breakdown by Age

- Under 1 year **676**
- 1 year old **1,285**
- 2 years old **2,078**
- 3 years old **6,516**
- 4 years old **7,779**
- 5 years & older **126**

Numbers Employed by Head Start

Total number of staff members, regardless of the funding source for their salary or number of hours worked

5,717

Number who are current or former Head Start or Early Head Start parents

2,120

Meeting the Needs of Children for Healthy Growth



Number of all children **with** health insurance:

at enrollment 17,508
at end of enrollment 17,593

Number of all children with **NO** health insurance:

at enrollment 952
at end of enrollment 867



Number of children with an ongoing source of continuous, accessible health care provided by a health care professional that maintains the child's ongoing health record and is not primarily a source of emergency or urgent care:

at enrollment 17,428
at end of enrollment 17,683

Number of children who are up-to-date on a schedule of age-appropriate preventive and primary health care, according to the relevant state's EPSDT schedule for well child care

at enrollment 10,816
at end of enrollment 15,261

Number of children diagnosed with any chronic condition by a health care professional, regardless of when the condition was first diagnosed:
1,106


Of these, the number who received medical treatment for their diagnosed chronic health condition:
711



Number of children diagnosed by a health care professional with the following chronic condition, regardless of when the condition was first diagnosed:

Asthma
321

Vision Problems
249



Number of children who are in the following weight categories according to the 2000 CDC BMI-for-age growth charts

- Healthy weight (at or above 5th percentile and below 85th percentile for child's age and sex): **9,012**
- Overweight (BMI at or above 85th percentile and below 95th percentile for child's age and sex): **1,753**
- Obese (BMI at or above 95th percentile for child's age and sex): **2,691**

The total number of children referred for an evaluation to determine eligibility under the Individuals with Disabilities Education Act (IDEA) during the program year: **1,516**

- Of these, the number who received an evaluation to determine IDEA eligibility: **1,120**
- Of the children that received an evaluation, the number that were diagnosed with a disability under IDEA: **776**

Employment of Family Members

Total number of families in which at least one parent/guardian is employed, in job training, or in school at enrollment: **9,825**

Of these families, the number in which one or more parent/guardian is in school: **673**

Of these families, the number in which one or more parent/guardian is employed: **9,435**

Of these families, the number in which one or more parent/guardian is in job training: **1,370**

Total number of families in which neither/No parent/guardian is employed, in job training, or in school at enrollment: **7,203**

Total number of families in which at least one parent/guardian is a member of the United States military on active duty: **82**

Total number of families in which at least one parent/guardian is a veteran of the United States military: **145**



Family Members Receiving Assistance

Total number of families receiving any cash benefits or other services under the Federal Temporary Assistance to Needy Families (TANF) Program:

- At enrollment: **242**
- At end of enrollment: **238**

Total number of families receiving Supplemental Security Income (SSI):

- At enrollment: **958**
- At end of enrollment: **975**

Total number of families receiving services under the Special Supplemental Nutrition Program for Women, Infants, & Children (WIC):

- At enrollment: **7,341**
- At end of enrollment: **7,136**

Total number of families receiving benefits under the Supplemental Nutrition Assistance Program (SNAP), formerly referred to as Food Stamps

- At enrollment: **7,241**
- At end of enrollment: **7,165**

The number of families that received the following program service to promote family outcomes:

- Asset building services (e.g., financial education, debt counseling): **3,155**
- Mental health services: **2,512**